



NATA LIGHTING CO.,LTD.  
www.nata.cn  
Email:info@nata.com  
Tel:+86-750-3770000 Fax:+86 750 3771111  
Address:Address:380JinOu Road,GaoXin Zone,Jiang Men City,Guangdong,China

---

## Nata

Client:

LumCAT: 2-2751-L

Luminaire: 92.70.411.00

Report No: 2024906-B020

Ballast type: AC

Test No: 2024906-C020

Voltage(V): 34.180

LampCAT: NICHIA NFCWJ108B-V3

Current(A): 0.563

Lamp flux(lm): 2557.0

Power (W): 19.240

Number of Lamps: 1

PF: 0.000

Length(mm): 0

Width(mm): 0

Phm Type: C

Height(mm): 0

---

## Photometric Results

Lumens(lm): 2391.38, Efficiency(%): 93.52% , Luminous Efficacy(lm/W): 124.29

Central intensity(cd): 10932.030, Maximum intensity(cd): 10932.030

Angle of maximum intensity: C=0.0  $\gamma$ =0.0

Beam Angle(50%Imax): [C0/180]Total=19.8

[C90/270]Total=19.8

Field angle(10%Imax): [C0/180]Total=50.8

[C90/270]Total=50.8

Maximum s/h(1/2): C0\_180=0.34 C90\_270=0.34

Maximum s/h(1/4): C0\_180=0.37 C90\_270=0.37

Up flux rate of lamp(%): 0.00%

Down flux rate of lamp(%): 93.52%

Up flux rate of LUM(%): - -

Down flux rate of LUM(%): 100.00%

CIE Type : Direct lighting

Output flux ratio in  $\pi$  solid angle : 98.957%

---

Equipment: GMS 1800  
Temperature(°C): 25.0

Date: 2024/9/6  
Humidity(%): 60.0%

Operator: NT  
Distance(m): 7.25

$\gamma(^{\circ})$	Average I(cd)	Zonal F(lm)	Sum F(lm)	Eff Flux(%)	Eff Sum(%)
0.0	10932.028	0.000	0	0.00%	0.00%
1.0	10845.109	10.420	10.42	0.41%	0.44%
2.0	10595.365	30.773	41.193	1.20%	1.72%
3.0	10242.546	49.837	91.031	1.95%	3.81%
4.0	9760.048	66.955	157.986	2.62%	6.61%
5.0	9111.092	81.183	239.169	3.17%	10.00%
6.0	8441.104	92.241	331.41	3.61%	13.86%
7.0	7682.726	100.080	431.49	3.91%	18.04%
8.0	6900.057	104.366	535.856	4.08%	22.41%
9.0	6125.391	105.564	641.421	4.13%	26.82%
10.0	5393.280	104.240	745.66	4.08%	31.18%
11.0	4719.666	101.049	846.71	3.95%	35.41%
12.0	4119.809	96.628	943.338	3.78%	39.45%
13.0	3618.370	91.833	1035.17	3.59%	43.29%
14.0	3200.780	87.285	1122.455	3.41%	46.94%
15.0	2826.121	82.740	1205.195	3.24%	50.40%
16.0	2505.122	78.118	1283.312	3.06%	53.66%
17.0	2233.926	73.800	1357.112	2.89%	56.75%
18.0	2069.767	70.959	1428.071	2.78%	59.72%
19.0	1919.405	69.403	1497.474	2.71%	62.62%
20.0	1697.407	66.198	1563.672	2.59%	65.39%
21.0	1569.825	62.737	1626.409	2.45%	68.01%
22.0	1430.002	60.283	1686.692	2.36%	70.53%
23.0	1336.605	58.051	1744.743	2.27%	72.96%
24.0	1217.124	55.834	1800.577	2.18%	75.29%
25.0	1124.253	53.238	1853.815	2.08%	77.52%
26.0	1038.911	51.062	1904.876	2.00%	79.66%
27.0	957.005	48.831	1953.707	1.91%	81.70%
28.0	864.430	46.115	1999.822	1.80%	83.63%
29.0	772.761	42.834	2042.655	1.68%	85.42%
30.0	686.184	39.391	2082.046	1.54%	87.06%
31.0	592.944	35.596	2117.643	1.39%	88.55%
32.0	508.398	31.552	2149.195	1.23%	89.87%
33.0	436.676	27.842	2177.037	1.09%	91.04%
34.0	368.023	24.353	2201.39	0.95%	92.06%
35.0	315.414	21.225	2222.615	0.83%	92.94%
36.0	274.376	18.779	2241.394	0.73%	93.73%
37.0	224.797	16.280	2257.674	0.64%	94.41%

$\gamma(^{\circ})$	Average I(cd)	Zonal F(lm)	Sum F(lm)	Eff Flux(%)	Eff Sum(%)
38.0	184.061	13.647	2271.321	0.53%	94.98%
39.0	160.565	11.763	2283.084	0.46%	95.47%
40.0	129.619	10.121	2293.205	0.40%	95.89%
41.0	109.218	8.505	2301.71	0.33%	96.25%
42.0	92.011	7.311	2309.021	0.29%	96.56%
43.0	77.786	6.290	2315.31	0.25%	96.82%
44.0	65.946	5.425	2320.735	0.21%	97.05%
45.0	56.531	4.707	2325.442	0.18%	97.24%
46.0	48.929	4.124	2329.566	0.16%	97.42%
47.0	43.226	3.665	2333.232	0.14%	97.57%
48.0	38.798	3.316	2336.547	0.13%	97.71%
49.0	35.348	3.045	2339.592	0.12%	97.83%
50.0	32.753	2.839	2342.432	0.11%	97.95%
51.0	30.690	2.684	2345.116	0.10%	98.07%
52.0	29.133	2.567	2347.683	0.10%	98.17%
53.0	28.009	2.486	2350.169	0.10%	98.28%
54.0	27.004	2.425	2352.593	0.09%	98.38%
55.0	26.222	2.376	2354.969	0.09%	98.48%
56.0	25.657	2.344	2357.314	0.09%	98.58%
57.0	25.177	2.324	2359.638	0.09%	98.67%
58.0	24.547	2.299	2361.937	0.09%	98.77%
59.0	24.060	2.272	2364.21	0.09%	98.86%
60.0	23.187	2.232	2366.442	0.09%	98.96%
61.0	21.971	2.155	2368.597	0.08%	99.05%
62.0	20.716	2.057	2370.654	0.08%	99.13%
63.0	19.179	1.940	2372.594	0.08%	99.21%
64.0	17.431	1.796	2374.39	0.07%	99.29%
65.0	15.559	1.633	2376.023	0.06%	99.36%
66.0	14.113	1.480	2377.503	0.06%	99.42%
67.0	12.510	1.339	2378.842	0.05%	99.48%
68.0	11.294	1.206	2380.048	0.05%	99.53%
69.0	10.184	1.096	2381.144	0.04%	99.57%
70.0	9.218	0.996	2382.14	0.04%	99.61%
71.0	8.495	0.916	2383.056	0.04%	99.65%
72.0	7.865	0.851	2383.906	0.03%	99.69%
73.0	7.286	0.792	2384.699	0.03%	99.72%
74.0	6.741	0.737	2385.436	0.03%	99.75%
75.0	6.294	0.689	2386.125	0.03%	99.78%

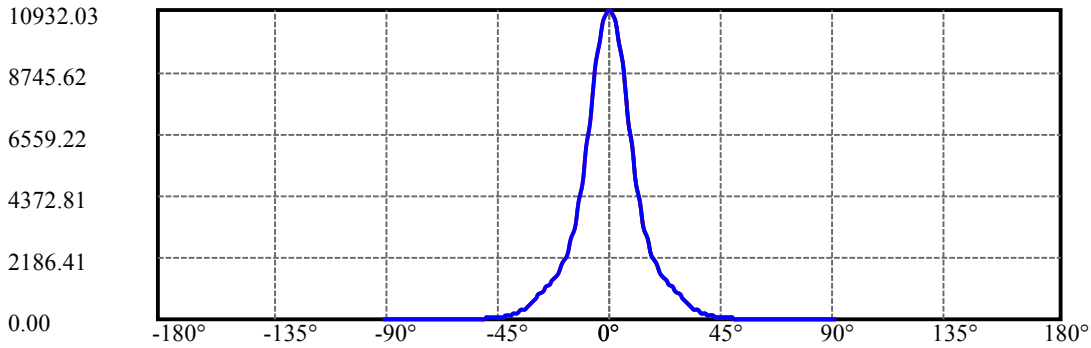
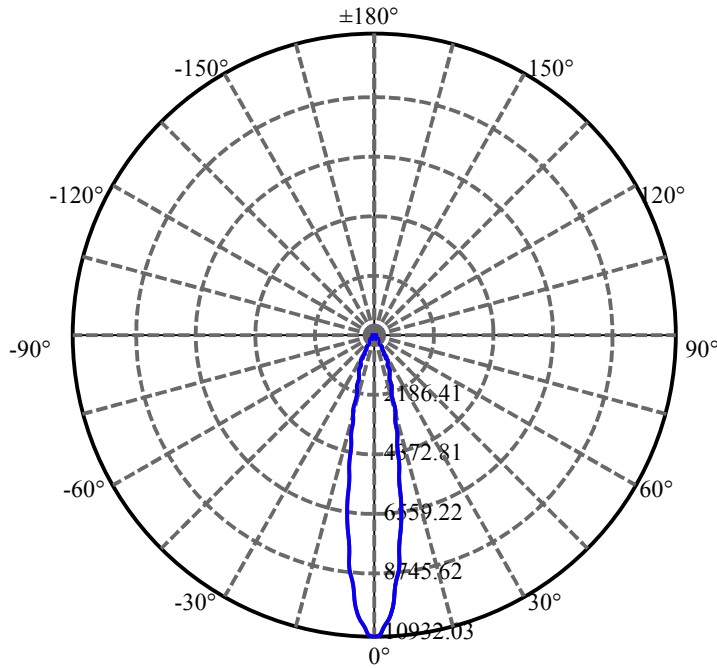
$\gamma(^{\circ})$	Average I(cd)	Zonal F(lm)	Sum F(lm)	Eff Flux(%)	Eff Sum(%)
76.0	5.815	0.643	2386.768	0.03%	99.81%
77.0	5.361	0.596	2387.364	0.02%	99.83%
78.0	4.967	0.553	2387.916	0.02%	99.86%
79.0	4.501	0.509	2388.425	0.02%	99.88%
80.0	4.120	0.465	2388.89	0.02%	99.90%
81.0	3.653	0.420	2389.31	0.02%	99.91%
82.0	3.246	0.374	2389.684	0.01%	99.93%
83.0	2.865	0.332	2390.017	0.01%	99.94%
84.0	2.470	0.291	2390.307	0.01%	99.96%
85.0	2.122	0.251	2390.558	0.01%	99.97%
86.0	1.813	0.215	2390.773	0.01%	99.97%
87.0	1.564	0.185	2390.958	0.01%	99.98%
88.0	1.347	0.159	2391.117	0.01%	99.99%
89.0	1.196	0.139	2391.257	0.01%	99.99%
90.0	1.071	0.124	2391.381	0.00%	100.00%

ZONAL LUMEN SUMMARY

Zone	Lumens	%Lamp	%Fixt
0-30	2082.05	81.43%	87.06%
0-40	2293.20	89.68%	95.89%
0-60	2366.44	92.55%	98.96%
0-90	2391.26	93.52%	99.99%
0-120	2391.26	93.52%	99.99%
0-180	2391.38	93.52%	100.00%
60-90	24.81	0.97%	1.04%
90-120	0.00	0.00%	0.00%
90-130	0.00	0.00%	0.00%
90-150	0.00	0.00%	0.00%
90-180	0.00	0.00%	0.00%
0-26.17	1913.11	74.82%	80.00%

ZONAL LUMEN SUMMARY

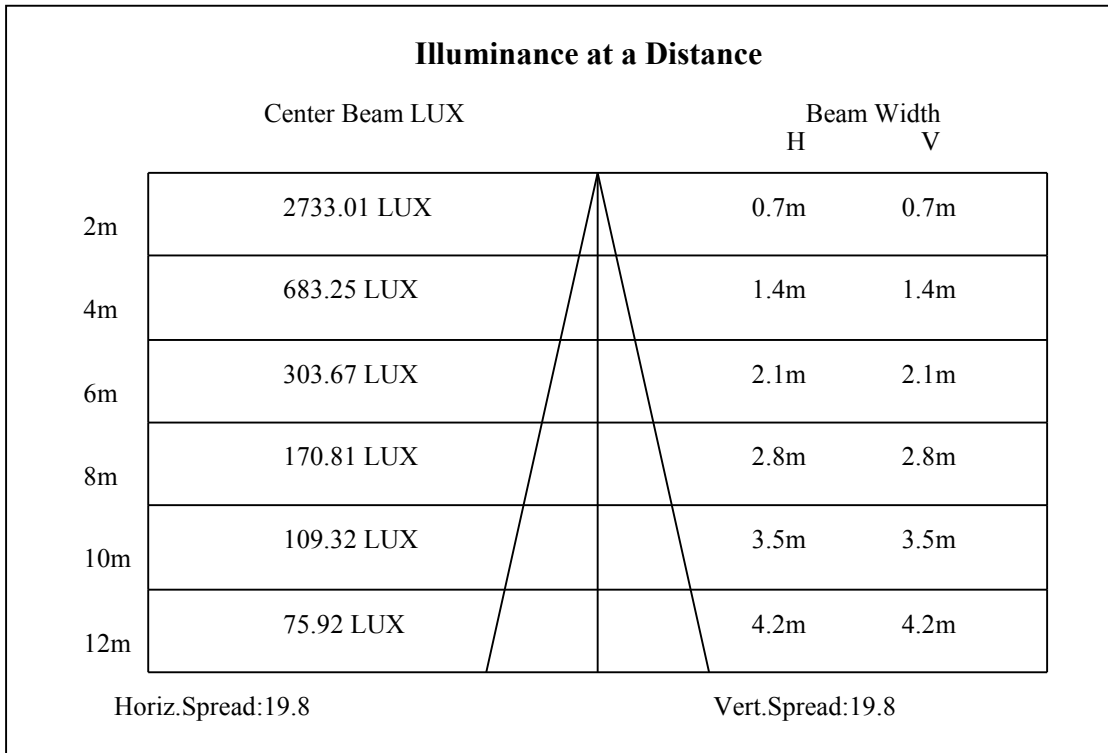
0-10	745.66
10-20	818.01
20-30	518.37
30-40	211.16
40-50	49.23
50-60	24.01
60-70	15.70
70-80	6.75
80-90	2.37
90-100	0.00
100-110	0.00
110-120	0.00
120-130	0.00
130-140	0.00
140-150	0.00
150-160	0.00
160-170	0.00
170-180	0.00

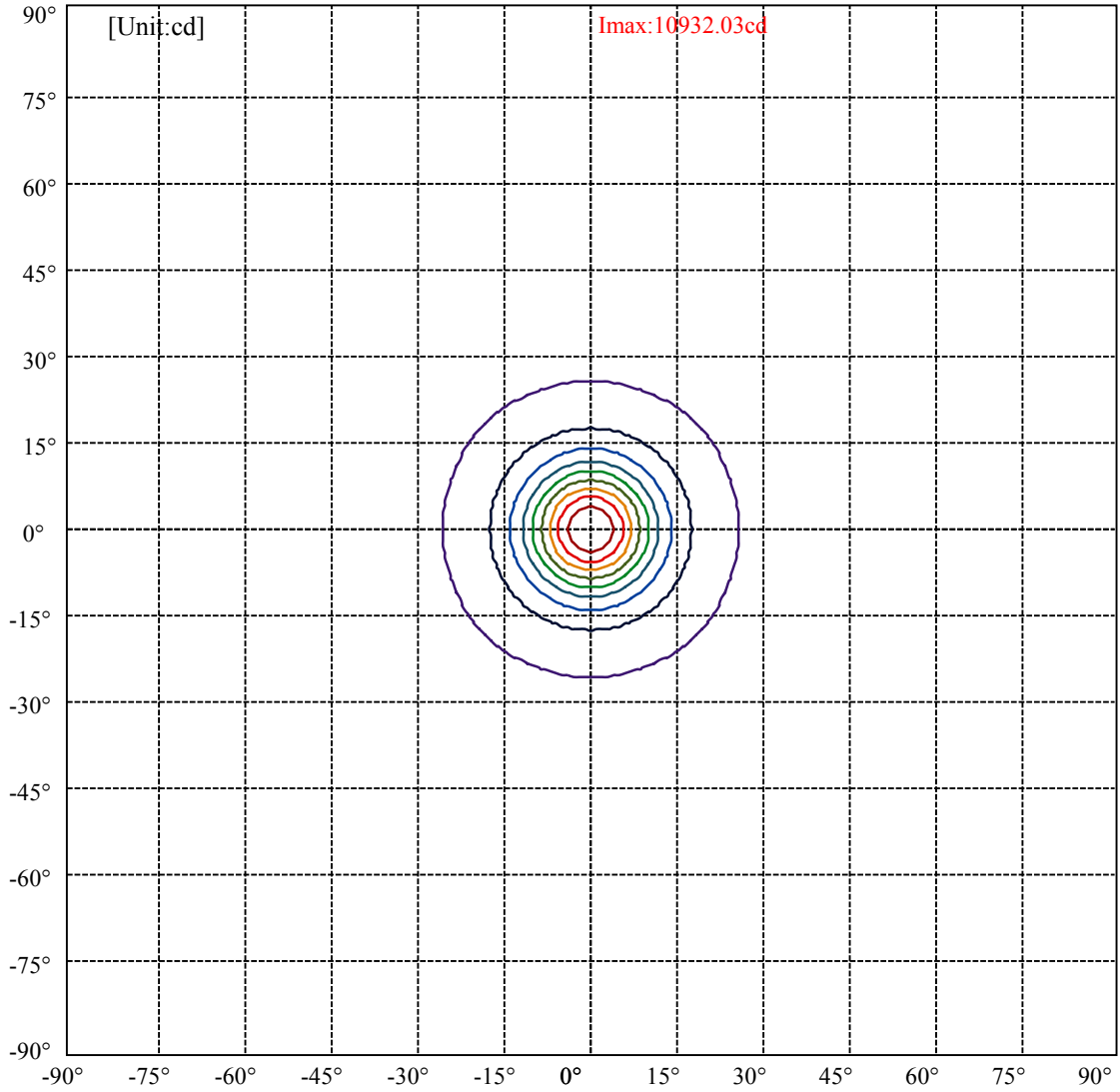


C0(Max): —————  
C0/C180: —————  
C90/C270: —————

Field angle(10%Imax):C0/180Left:25.4 Right:25.4  
:C90/270Left:25.4 Right:25.4

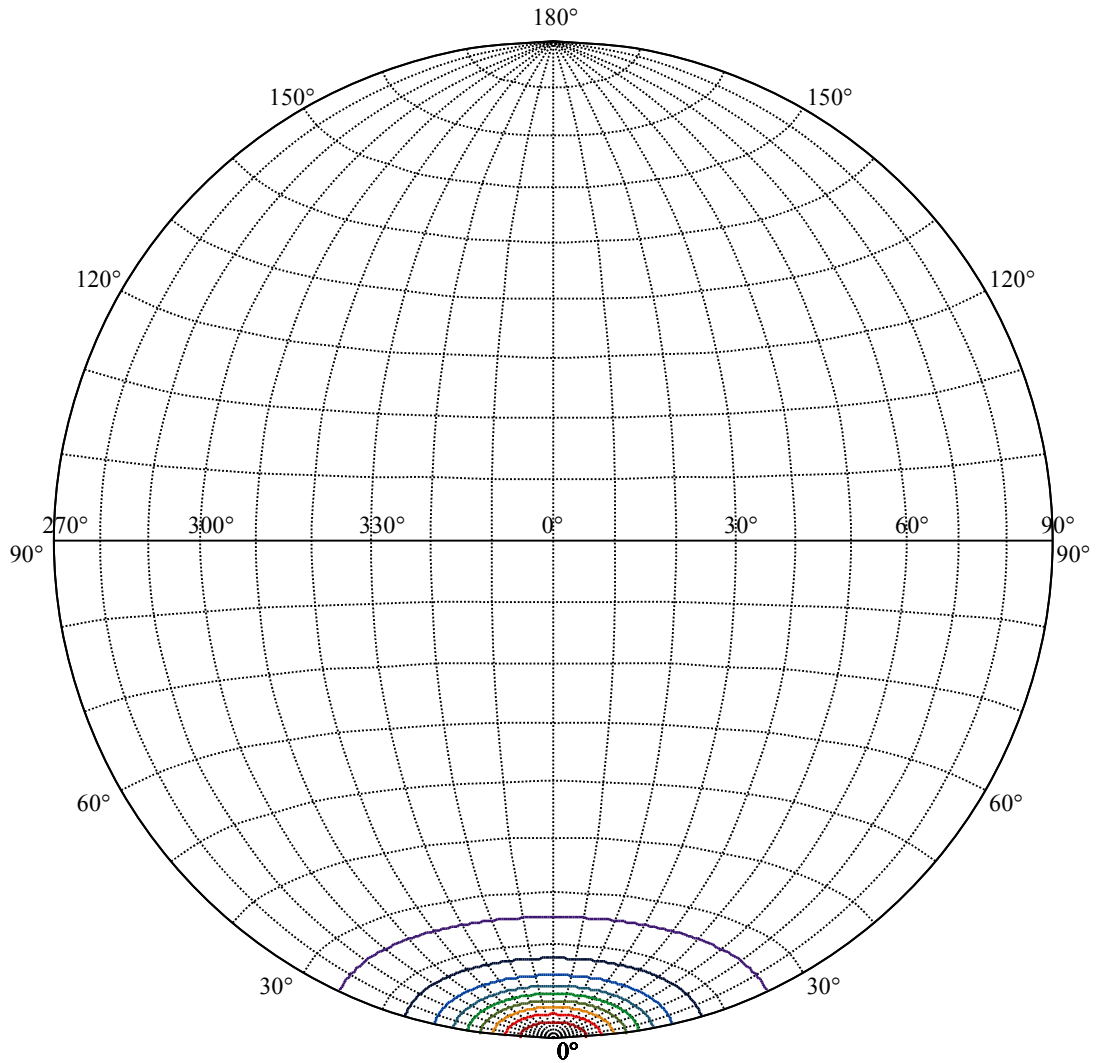
Beam Angle(50%Imax):C0/180Left:9.9 Right:9.9  
:C90/270Left:9.9 Right:9.9





(10%Imax) 1093.2	—
(20%Imax) 2186.41	—
(30%Imax) 3279.61	—
(40%Imax) 4372.81	—
(50%Imax) 5466.01	—
(60%Imax) 6559.22	—
(70%Imax) 7652.42	—
(80%Imax) 8745.62	—
(90%Imax) 9838.83	—





House

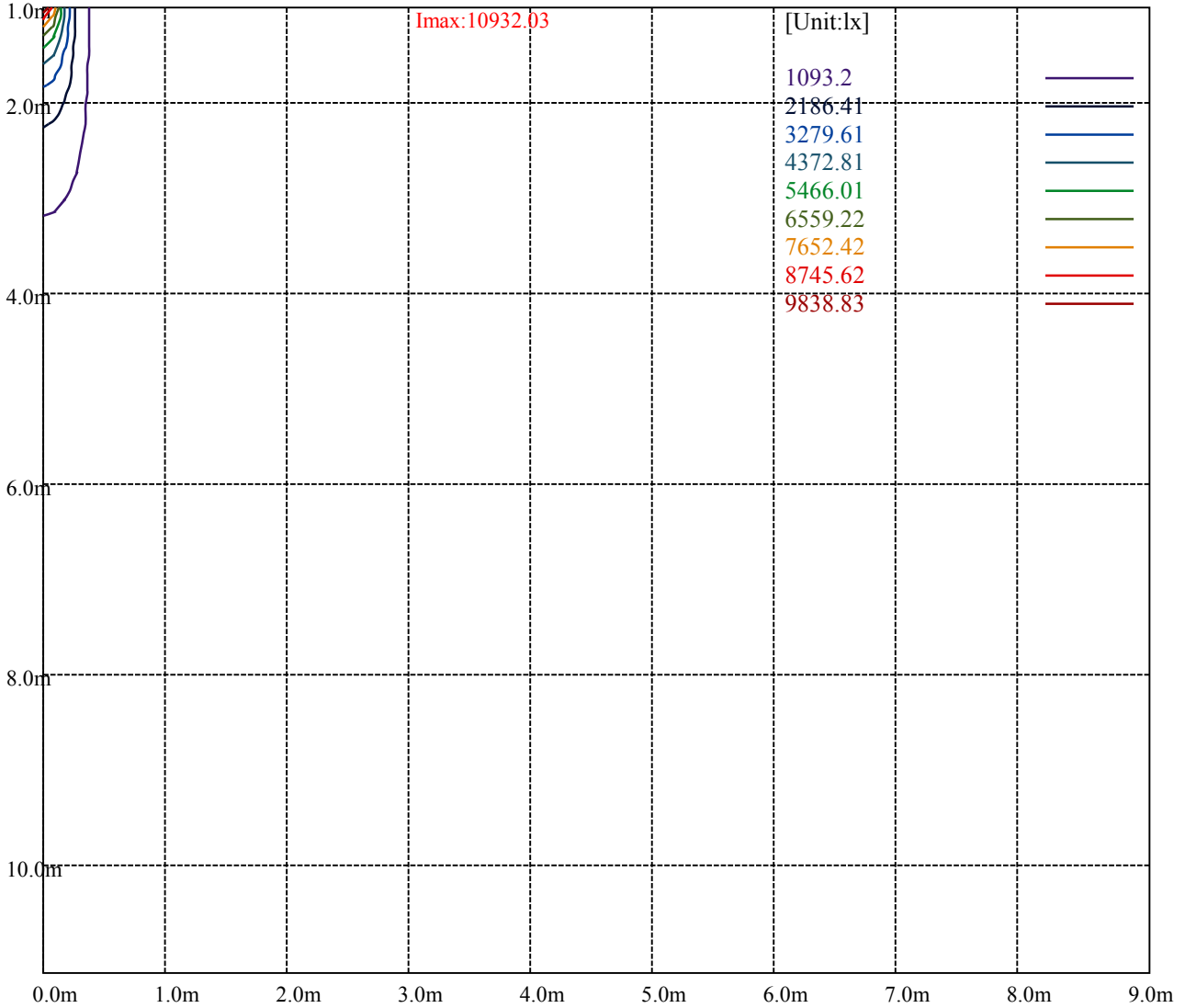
[Unit:cd]

Road

**Imax:10932.03**

(10%Imax) 1093.2	—
(20%Imax) 2186.41	—
(30%Imax) 3279.61	—
(40%Imax) 4372.81	—
(50%Imax) 5466.01	—
(60%Imax) 6559.22	—
(70%Imax) 7652.42	—
(80%Imax) 8745.62	—
(90%Imax) 9838.83	—





Luminance Table

$\gamma$	45	50	55	60	65	70	75	80	85
C0	0	0	0	0	0	0	0	0	0
C45	0	0	0	0	0	0	0	0	0
C90	0	0	0	0	0	0	0	0	0

L(Hor)(65)	L(Ver)(65)	L45(65)	L(Hor)(75)	L(Ver)(75)	L45(75)	L(Hor)(85)	L(Ver)(85)	L45(85)
0	0	0	0	0	0	0	0	0

Glare Table

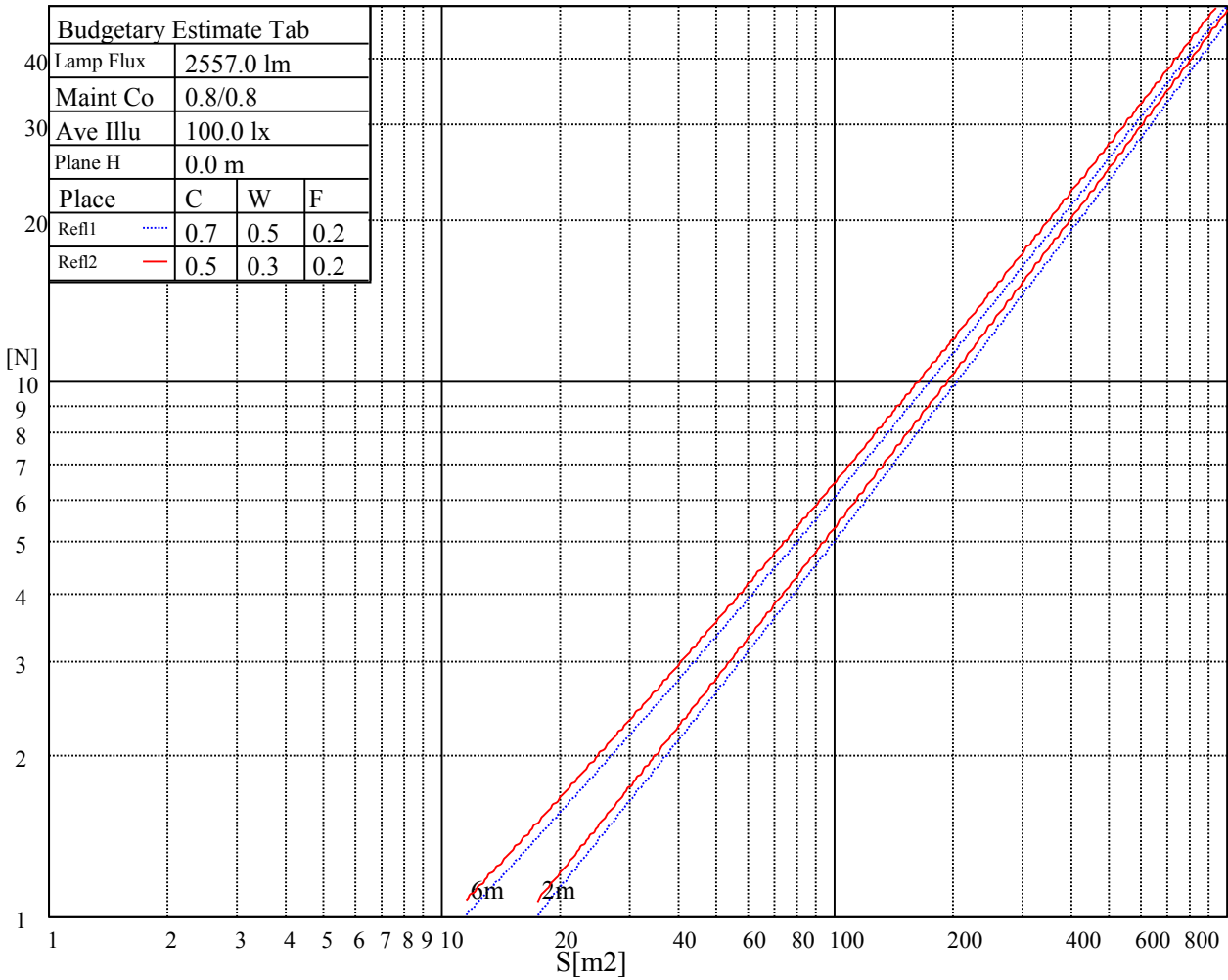
Glare	Quality	Service Values Illuminance(lx)							
1.15	A	2000	1000	500	<=300				
1.5	B		2000	1000	500	<=300			
1.85	C			2000	1000	500	<=300		
2.2	D				2000	1000	500	<=300	
2.55	E					2000	1000	500	<=300
		a	b	c	d	e	f	g	h

Luminance Limiting Curve

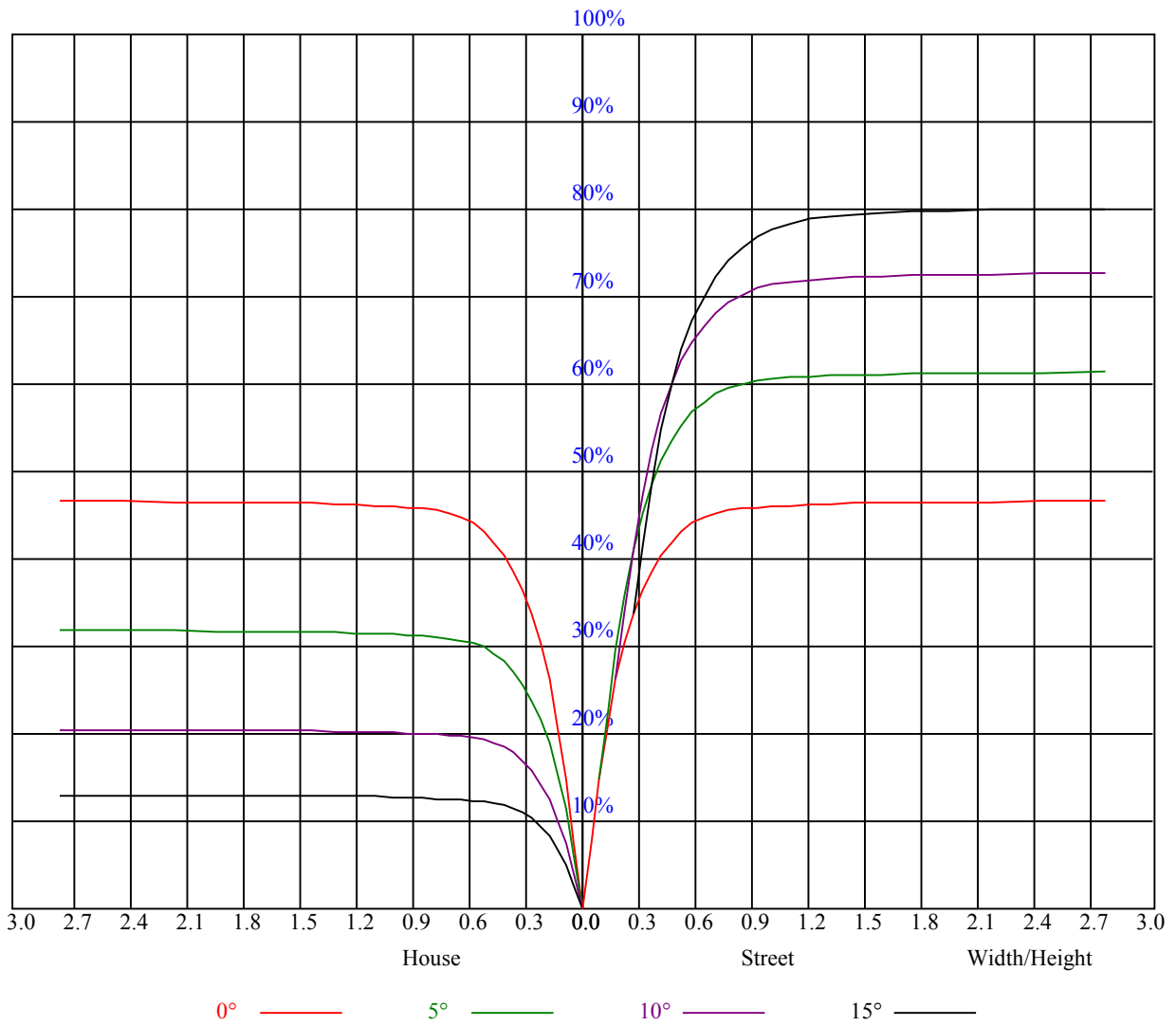


Illumination assessment according UGR											
Rf of Ceiling	70	70	50	50	30	70	70	50	50	30	
Rf of Wall	50	30	50	30	30	50	30	50	30	30	
Rf of Floor	20	20	20	20	20	20	20	20	20	20	
Room dimensions		Viewed crosswise					Viewed endwise				
X	Y										
2H	2H	非数字	非数字	非数字	非数字	非数字	非数字	非数字	非数字	非数字	
	3H	非数字	非数字	非数字	非数字	非数字	非数字	非数字	非数字	非数字	
	4H	非数字	非数字	非数字	非数字	非数字	非数字	非数字	非数字	非数字	
	6H	非数字	非数字	非数字	非数字	非数字	非数字	非数字	非数字	非数字	
	8H	非数字	非数字	非数字	非数字	非数字	非数字	非数字	非数字	非数字	
4H	12H	非数字	非数字	非数字	非数字	非数字	非数字	非数字	非数字	非数字	
	2H	非数字	非数字	非数字	非数字	非数字	非数字	非数字	非数字	非数字	
	3H	非数字	非数字	非数字	非数字	非数字	非数字	非数字	非数字	非数字	
	4H	非数字	非数字	非数字	非数字	非数字	非数字	非数字	非数字	非数字	
	6H	非数字	非数字	非数字	非数字	非数字	非数字	非数字	非数字	非数字	
8H	8H	非数字	非数字	非数字	非数字	非数字	非数字	非数字	非数字	非数字	
	12H	非数字	非数字	非数字	非数字	非数字	非数字	非数字	非数字	非数字	
	4H	非数字	非数字	非数字	非数字	非数字	非数字	非数字	非数字	非数字	
	6H	非数字	非数字	非数字	非数字	非数字	非数字	非数字	非数字	非数字	
	8H	非数字	非数字	非数字	非数字	非数字	非数字	非数字	非数字	非数字	
12H	12H	非数字	非数字	非数字	非数字	非数字	非数字	非数字	非数字	非数字	
	4H	非数字	非数字	非数字	非数字	非数字	非数字	非数字	非数字	非数字	
	6H	非数字	非数字	非数字	非数字	非数字	非数字	非数字	非数字	非数字	
	8H	非数字	非数字	非数字	非数字	非数字	非数字	非数字	非数字	非数字	
Variation with the observer position at spacings:											
S = 1.0H		非数字/非数字					非数字/非数字				
S = 1.5H		非数字/非数字					非数字/非数字				
S = 2.0H		非数字/非数字					非数字/非数字				
Standard tables:		BK0					BK0				
Uncorrected UGR		负无穷大					负无穷大				

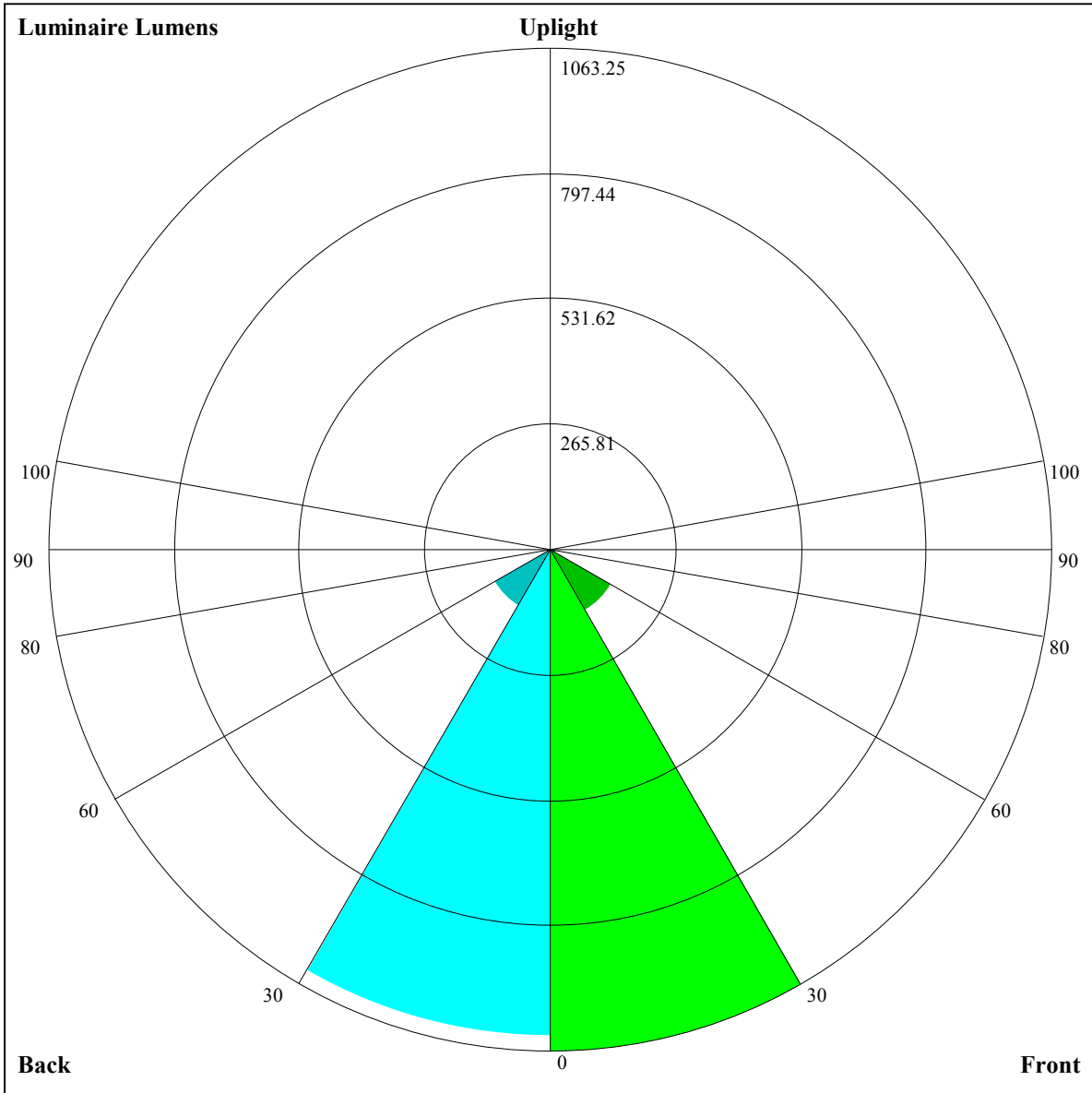
UGR calculation is based on CIE Publ. 117 ,S/H = 0.25



RHOCC	80			70			50			30			10			0
RHOW	50	30	10	50	30	10	50	30	10	50	30	10	50	30	10	0
RCR	COEFFICIENTS OF UTILIZATION RHOFC=20 CU															
0	1.11	1.11	1.11	1.09	1.09	1.09	1.04	1.04	1.04	0.99	0.99	0.99	0.95	0.95	0.95	0.94
1	1.05	1.03	1.01	1.03	1.01	1.00	0.99	0.98	0.96	0.96	0.95	0.94	0.92	0.92	0.91	0.89
2	0.99	0.96	0.93	0.98	0.95	0.92	0.95	0.92	0.90	0.92	0.90	0.88	0.89	0.88	0.87	0.85
3	0.94	0.90	0.87	0.93	0.89	0.87	0.91	0.88	0.85	0.88	0.86	0.84	0.86	0.84	0.83	0.81
4	0.90	0.86	0.82	0.89	0.85	0.82	0.87	0.84	0.81	0.85	0.82	0.80	0.83	0.81	0.79	0.78
5	0.86	0.81	0.78	0.85	0.81	0.78	0.83	0.80	0.77	0.82	0.79	0.77	0.81	0.78	0.76	0.75
6	0.82	0.78	0.75	0.82	0.77	0.74	0.80	0.77	0.74	0.79	0.76	0.74	0.78	0.75	0.73	0.72
7	0.79	0.75	0.72	0.79	0.74	0.71	0.77	0.74	0.71	0.76	0.73	0.71	0.75	0.73	0.70	0.69
8	0.76	0.72	0.69	0.76	0.72	0.69	0.75	0.71	0.68	0.74	0.71	0.68	0.73	0.70	0.68	0.67
9	0.74	0.69	0.66	0.73	0.69	0.66	0.72	0.69	0.66	0.72	0.68	0.66	0.71	0.68	0.66	0.65
10	0.71	0.67	0.64	0.71	0.67	0.64	0.70	0.66	0.64	0.69	0.66	0.64	0.69	0.66	0.63	0.63







Luminaire Lumens:

FL=1063.25,FM=149.98,FH=11.45,FVH=1.31

BL=1029.52,BM=138.23,BH=11.02,BVH=1.21

UL=0,UH=0

BUG Rating:B3-U0-G0

Intensity data(cd)

C/γ(°)	0.0	1.0	2.0	3.0	4.0	5.0	6.0	7.0	8.0
0.0	11024.30	10965.80	10586.40	10120.02	9767.37	8794.02	8329.32	7499.72	6660.04
45.0	11003.70	10801.44	10528.43	9910.55	9381.25	8641.33	7828.45	7011.05	6200.96
90.0	10614.79	10023.67	9319.38	8514.28	7660.72	6800.48	5994.81	5235.38	4567.37
135.0	11085.33	10689.74	10127.01	9436.13	8644.95	7792.50	6928.89	6109.87	5368.84
180.0	11024.30	10986.40	10802.54	10451.00	9946.19	9302.67	8552.76	7743.72	6910.76
225.0	11003.70	11077.23	10954.13	10700.04	10278.28	9702.72	8999.59	8205.06	7357.65
270.0	10614.79	10886.11	11047.69	11776.21	11369.48	11168.90	10790.03	10266.30	9586.56
315.0	11085.33	11330.48	11397.34	11032.13	11032.13	10686.11	10104.98	9390.71	8548.29
360.0	11024.30	10965.80	10586.40	10120.02	9767.37	8794.02	8329.32	7499.72	6660.04
C/γ(°)	9.0	10.0	11.0	12.0	13.0	14.0	15.0	16.0	17.0
0.0	5832.12	5082.16	4397.43	3807.36	3327.10	2927.63	2599.48	2326.47	2092.99
45.0	5433.18	4742.87	4145.03	3645.26	3207.89	2834.59	2528.15	2261.24	2036.17
90.0	3993.49	3492.57	3074.70	2732.04	2439.53	2207.78	2002.16	1833.91	1691.30
135.0	4689.10	4109.65	3613.78	3179.19	2950.75	2817.03	2522.58	2096.88	1907.44
180.0	6112.91	5351.86	4668.76	4099.88	3604.58	3186.71	2823.97	2632.91	2259.61
225.0	6487.32	5683.90	4934.51	4273.75	3720.48	3269.18	2888.62	2567.68	2304.71
270.0	8789.82	7915.07	7006.90	6115.44	5290.84	4555.38	3925.79	3407.63	2989.76
315.0	7665.19	6768.16	5916.22	5105.55	4405.79	3807.94	3318.22	2914.28	2589.44
360.0	5832.12	5082.16	4397.43	3807.36	3327.10	2927.63	2599.48	2326.47	2092.99
C/γ(°)	18.0	19.0	20.0	21.0	22.0	23.0	24.0	25.0	26.0
0.0	1900.77	1735.88	1601.00	1482.37	1379.82	1286.20	1084.10	1084.10	1050.62
45.0	1840.58	1683.47	1600.48	1432.75	1323.58	1265.60	1134.67	1048.31	994.27
90.0	1620.50	1501.29	1358.11	1300.13	1080.90	1080.90	1005.73	910.70	816.19
135.0	1747.55	1609.94	1484.00	1372.04	1268.39	1169.20	1071.70	976.45	886.20
180.0	2044.52	1933.09	1710.23	1627.23	1498.50	1388.18	1281.79	1184.29	1088.41
225.0	2160.42	1882.37	1711.91	1622.18	1492.93	1372.04	1231.07	1092.35	1072.28
270.0	2917.32	2917.32	2216.67	1990.49	1807.15	1658.40	1526.36	1406.57	1299.61
315.0	2326.47	2091.88	1896.88	1731.41	1588.75	1472.33	1401.58	1291.25	1103.71
360.0	1900.77	1735.88	1601.00	1482.37	1379.82	1286.20	1084.10	1084.10	1050.62
C/γ(°)	27.0	28.0	29.0	30.0	31.0	32.0	33.0	34.0	35.0
0.0	961.37	871.22	780.13	689.78	599.21	510.12	429.59	361.37	306.18
45.0	906.81	822.66	740.19	658.29	568.62	481.10	405.89	342.39	290.04
90.0	719.00	622.08	526.10	437.48	364.68	305.86	275.43	216.50	180.39
135.0	795.90	700.08	604.84	547.96	427.07	355.22	319.53	287.25	287.25
180.0	991.49	897.87	804.84	707.91	610.93	516.22	430.96	356.90	296.72
225.0	979.03	885.84	795.53	704.28	610.67	518.48	435.85	363.15	315.59
270.0	1198.74	1104.60	1010.41	915.17	823.23	734.61	642.68	552.43	463.29
315.0	1103.71	1011.09	920.05	828.60	739.13	645.57	553.48	464.18	383.86
360.0	961.37	871.22	780.13	689.78	599.21	510.12	429.59	361.37	306.18
C/γ(°)	36.0	37.0	38.0	39.0	40.0	41.0	42.0	43.0	44.0
0.0	260.24	219.71	183.71	153.43	127.73	106.81	96.03	80.84	68.54
45.0	290.04	203.84	170.57	142.34	123.05	103.13	83.84	73.32	62.76
90.0	161.95	126.20	113.27	95.03	80.05	67.91	58.34	50.67	44.68
135.0	189.86	158.84	132.46	111.06	93.61	78.79	66.75	57.14	49.20
180.0	296.72	276.64	177.08	146.33	119.84	99.24	82.05	68.44	57.77
225.0	264.13	221.45	184.81	153.43	126.73	105.07	87.31	72.90	61.24
270.0	401.47	322.89	282.79	282.79	201.58	169.46	141.45	117.27	97.77
315.0	330.62	268.80	227.81	200.11	164.36	143.34	120.32	101.71	85.62
360.0	260.24	219.71	183.71	153.43	127.73	106.81	96.03	80.84	68.54

Intensity data(cd)

C/γ(°)	45.0	46.0	47.0	48.0	49.0	50.0	51.0	52.0	53.0
0.0	58.71	51.25	45.57	41.21	37.90	35.01	32.54	30.80	29.28
45.0	54.45	47.94	43.31	39.84	36.58	33.85	32.06	30.49	28.96
90.0	40.05	36.32	33.11	30.80	29.22	28.02	27.17	26.75	26.28
135.0	43.84	37.79	34.59	31.48	28.80	27.75	26.60	25.70	25.49
180.0	49.36	43.10	38.37	34.80	32.01	29.59	27.54	26.44	25.55
225.0	52.35	45.62	40.47	36.74	33.96	31.70	29.65	28.07	27.02
270.0	81.31	67.96	57.45	49.25	43.05	38.63	35.22	32.69	31.48
315.0	72.17	61.45	52.93	46.26	41.26	37.48	34.74	32.12	30.01
360.0	58.71	51.25	45.57	41.21	37.90	35.01	32.54	30.80	29.28
C/γ(°)	54.0	55.0	56.0	57.0	58.0	59.0	60.0	61.0	62.0
0.0	28.02	27.23	26.75	26.12	25.44	24.97	24.07	22.65	21.24
45.0	27.86	27.23	26.49	25.76	25.18	24.76	22.81	21.24	20.13
90.0	25.91	25.39	25.02	24.49	22.71	21.76	19.71	17.19	15.19
135.0	25.39	25.07	24.76	24.65	23.86	22.86	21.60	19.61	17.14
180.0	24.70	24.44	24.44	24.23	24.13	24.02	23.76	22.76	21.55
225.0	26.28	25.34	25.02	24.91	24.60	24.44	24.39	23.71	22.50
270.0	29.38	27.75	26.65	25.60	24.97	24.60	24.44	24.13	23.97
315.0	28.49	27.33	26.12	25.65	25.49	25.07	24.70	24.49	24.02
360.0	28.02	27.23	26.75	26.12	25.44	24.97	24.07	22.65	21.24
C/γ(°)	63.0	64.0	65.0	66.0	67.0	68.0	69.0	70.0	71.0
0.0	19.55	17.03	14.77	13.30	11.77	10.72	9.83	8.99	8.36
45.0	17.03	15.77	14.03	12.35	11.20	10.25	9.36	8.62	7.99
90.0	13.25	11.67	10.57	9.62	8.88	8.30	7.67	7.10	6.62
135.0	15.24	13.35	11.67	11.04	9.67	9.15	8.46	7.83	7.31
180.0	20.13	17.82	15.72	13.82	12.04	10.83	9.83	8.94	8.36
225.0	21.34	19.24	16.77	14.82	12.98	11.56	10.46	9.51	8.83
270.0	23.60	22.71	21.60	20.13	17.82	15.72	13.88	12.09	10.72
315.0	23.29	21.87	19.34	17.82	15.72	13.82	11.98	10.67	9.78
360.0	19.55	17.03	14.77	13.30	11.77	10.72	9.83	8.99	8.36
C/γ(°)	72.0	73.0	74.0	75.0	76.0	77.0	78.0	79.0	80.0
0.0	7.73	7.25	6.68	6.15	5.73	5.31	4.84	4.36	3.99
45.0	7.46	6.94	6.47	5.94	5.57	5.10	4.68	4.15	3.89
90.0	6.20	5.78	5.31	4.94	4.52	3.94	3.68	3.10	2.73
135.0	6.83	6.36	5.89	5.52	5.05	4.68	4.15	3.73	3.31
180.0	7.73	7.15	6.62	6.15	5.78	5.31	4.89	4.52	4.05
225.0	8.25	7.62	7.15	6.89	6.25	5.83	5.62	4.99	4.68
270.0	9.72	8.88	8.20	7.67	6.94	6.57	6.10	5.73	5.31
315.0	8.99	8.30	7.62	7.10	6.68	6.15	5.78	5.41	4.99
360.0	7.73	7.25	6.68	6.15	5.73	5.31	4.84	4.36	3.99
C/γ(°)	81.0	82.0	83.0	84.0	85.0	86.0	87.0	88.0	89.0
0.0	3.63	3.21	2.79	2.37	2.05	1.84	1.58	1.42	1.21
45.0	3.26	2.84	2.42	2.05	1.73	1.42	1.16	1.00	0.84
90.0	2.31	2.00	1.79	1.42	1.21	1.05	0.79	0.84	0.84
135.0	2.89	2.52	2.10	1.89	1.52	1.31	1.16	0.89	0.89
180.0	3.73	3.15	2.73	2.37	1.94	1.73	1.47	1.21	1.05
225.0	4.05	3.68	3.26	2.73	2.37	1.89	1.73	1.37	1.21
270.0	4.78	4.36	4.10	3.63	3.15	2.73	2.37	2.10	1.79
315.0	4.57	4.21	3.73	3.31	3.00	2.52	2.26	1.94	1.73
360.0	3.63	3.21	2.79	2.37	2.05	1.84	1.58	1.42	1.21

Intensity data(cd)

C/γ(°)	90.0
0.0	1.10
45.0	0.84
90.0	0.84
135.0	0.84
180.0	0.84
225.0	1.10
270.0	1.47
315.0	1.52
360.0	1.10